
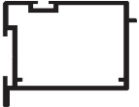




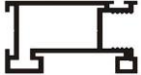



















System RED					System CORAL		
Profile MALTA	Profile ANDORRA	Profile ROME	Profile BERLIN 2	Profile LONDON 2	Profile SAN MARINO	Profile MONACO	
silver	silver, black brushed, painted: white RAL 9016	silver, satine, gold	silver, satine, gold, cognac, black brushed, painted: white RAL 9003, super matt black RAL 9005	silver, satine, gold, cognac, black brushed, painted: white RAL 9003, super matt black RAL 9005	silver, satine, black brushed, painted: white RAL 9003	silver, satine, gold, cognac, black brushed, painted: white RAL 9003	
							
TOP WHEEL ASYMETRIC RED	TOP WHEEL SYMETRIC RED 			TOP WHEEL ASYMETRIC RED	TOP WHEEL ASYMETRIC CORAL 		
TOP TRACK RED				(TOP TRACK single YELLOW with Top Wheel RED-Y)		TOP TRACK CORAL	
				Single tracks silver and champagne (satine)			
BOTTOM TRACK RED			(BOTTOM TRACK SINGLE YELLOW with Bottom Wheel RED-Y)				
							
TOP RAIL MALTA	TOP RAIL ANDORRA	TOP RAIL RED					
							
CONNECTING RAIL MALTA	REINFORCING RAIL	CONNECTING RAIL RED + CONNECTING RAIL YELLOW					
							
BOTTOM RAIL MALTA	BOTTOM RAIL ANDORRA BIS	BOTTOM RAIL RED					
							
BOTTOM WHEEL RED					