
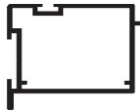




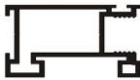


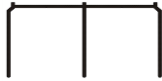














System RED					System CORAL	
Profile MALTA	Profile ANDORRA	Profile ROME	Profile BERLIN 2	Profile LONDON 2	Profile SAN MARINO	Profile MONACO
silver	silver, black brushed, white painted RAL 9016	silver, champagne, gold	silver, champagne, gold, cognac, black brushed, white painted RAL 9016	silver, champagne, gold, cognac, black brushed, white painted RAL 9016	silver, champagne, cognac, black brushed, white painted RAL 9016	silver, champagne, gold, cognac, black brushed, white painted RAL 9016
						
TOP WHEEL ASYMETRIC RED	TOP WHEEL SYMETRIC RED			TOP WHEEL ASYMETRIC RED	TOP WHEEL ASYMETRIC CORAL	
TOP TRACK RED (TOP TRACK single YELLOW with Top Wheel YELLOW)				TOP TRACK CORAL		
		 Single tracks silver and champagne				
BOTTOM TRACK RED (BOTTOM TRACK SINGLE YELLOW with Bottom Wheel YELLOW)			BOTTOM TRACK CORAL			
						
TOP RAIL MALTA	TOP RAIL ANDORRA	TOP RAIL RED				
						
CONNECTING RAIL MALTA	REINFORCING RAIL	CONNECTING RAIL RED + CONNECTING RAIL YELLOW				
						
BOTTOM RAIL MALTA	BOTTOM RAIL ANDORRA BIS	BOTTOM RAIL RED				
						
BOTTOM WHEEL RED						